




# Urban Center of Trieste

The Launch Pad for FVG startups

# The Tender for the Urban Center

---

Last summer the **Municipality of Trieste** launched a **1-million-euros tender\*** for the 34-months **management of the Urban Center** as part of the investment plan for the requalification of the old port area.



The project involves the implementation and management of:

# 3

## MAIN AREAS

*in the three floors of the building to host Fab Labs, functional contamination activities, and management activities for startups*

# 3

## ICT APPLICATIONS

*for the digital promotion of the hub's activities, the collaboration between startups and, the interaction with citizenship*

# The Management of the Urban Center

## CONSORTIUM

**Bio4Dreams**  
The Business Nursery for Life Sciences

COORDINATOR



Biovalley  
Investments



POLO  
TECNOLOGICO  
ALTO ADRIATICO  
Andrea Galvani



The project sets the Urban Center of Trieste as an international Hub



devoted  
to **innovation**

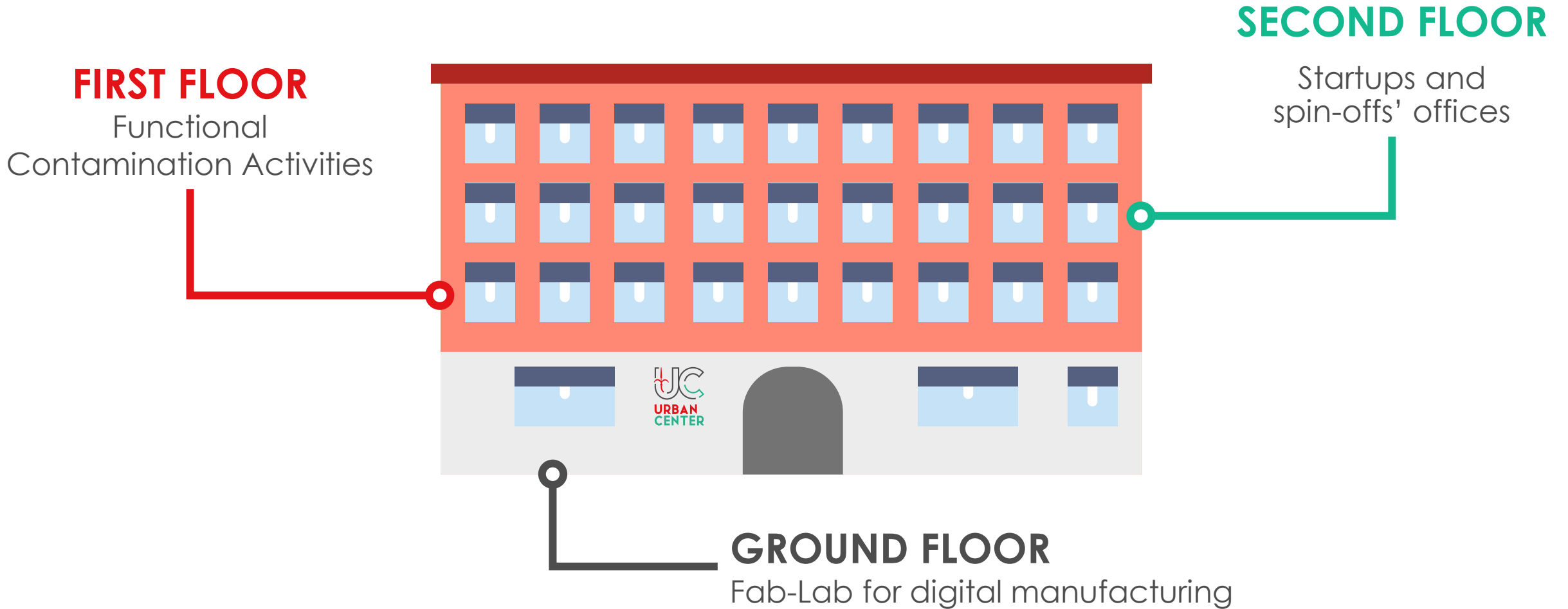


focused on the **development of entrepreneurial activities** in the BioHighTech and Digital HighTech sectors



committed to **cross-functional contamination** in the territory

# The structure of the Urban Center



# The structure of the Urban Center


## GROUND FLOOR

### Fab-Lab for digital manufacturing

The main target, intended as the potential users of spaces and equipments, is comprised of young people, students and post-school innovators, university students, and creative individuals.

With the **Fab-Labs** the aim is:

- to bring the innovation and business world closer to citizens through **rapid prototyping and 3D printing**, both through guided and peer to peer interactions;
- to **promote and foster innovation, technology transfer, entrepreneurship**, and bring more awareness on innovative production processes based on digital technologies.




# The structure of the Urban Center

## FIRST FLOOR

### Functional Contamination Activities

Open, dynamic, and modular spaces for:

- **young people of school and post-school age** to foster and promote self-entrepreneurship, **citizens, undergraduate and graduate students** generally interested in the Urban Center's activities;
- **businesses, institutions, research centers, universities**, and main players active in the field of Health and BioHighTech, and other organizations undergoing a digital transformation through Digital HighTech (Big Data, AI, IoT, etc.);
- **business angels, venture capital funds, banks, and insurance companies** willing to support the innovative startups that will settle in the Urban Center also through direct investments.



# The structure of the Urban Center


## SECOND FLOOR

### Management activities for startups and spin-offs

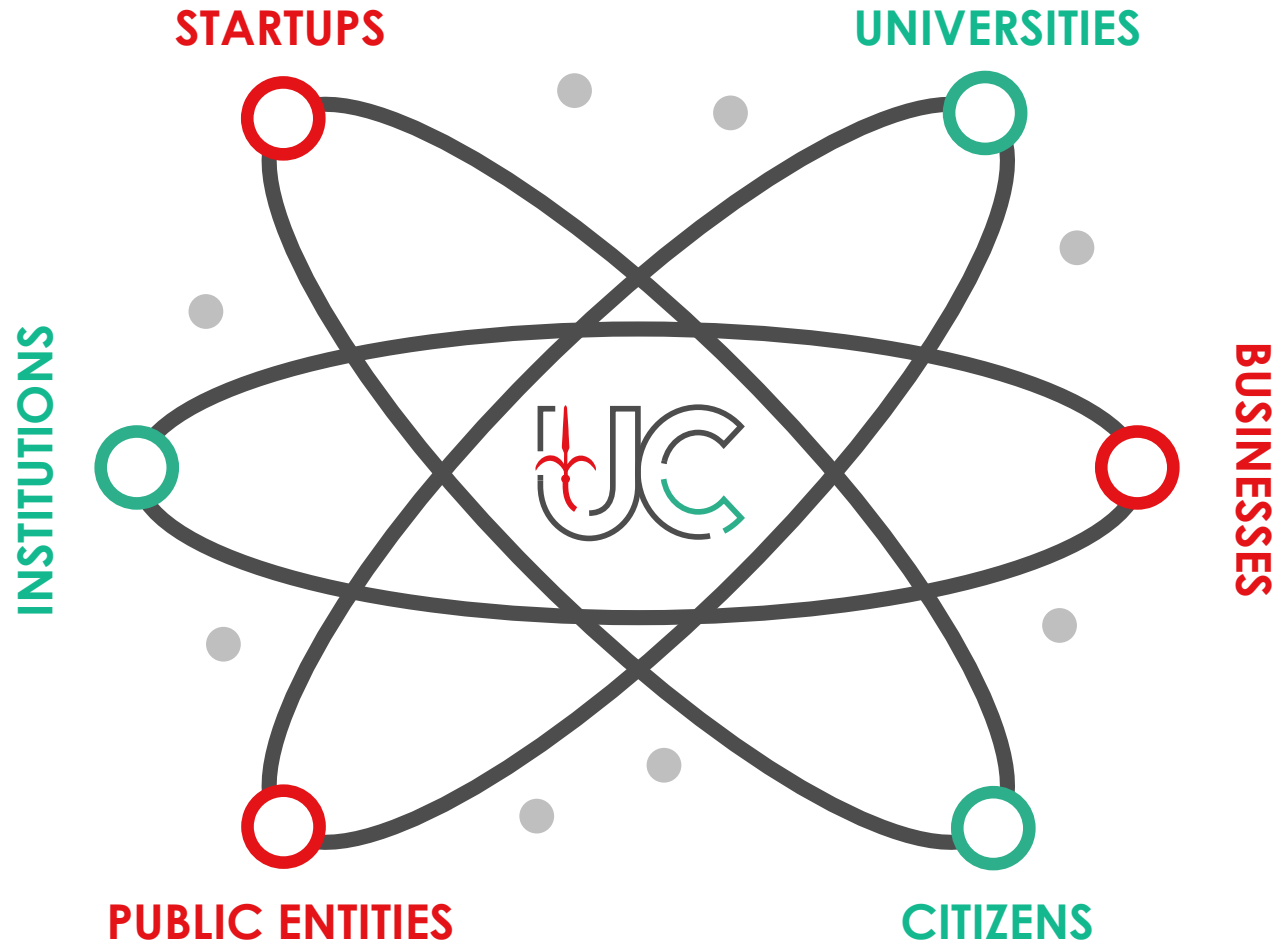
Activities to settle new startups in the Urban Center will be managed also through the ERDF ROP contribution of € 2M from the Municipality of Trieste.

The forecasted results for the **34 months management period** are as follows:

- establishment of **5 new startups per year**, with an average of about 5 jobs (between shareholders and employees) per startup, for a total of **15 new startups** by the end of the project;
- **€ 800,000 worth of non-dilutive financing for the research and development activities** of the startups settled in the Urban Center;
- **At least € 1M worth of private equity financing** from Accelerators, BA, and VC for the startups located in the Urban Center;
- Obtainment of **low-interest financing** (e.g. Smart & Start) for a total of **€ 1,5M**.



# The role of the Urban Center

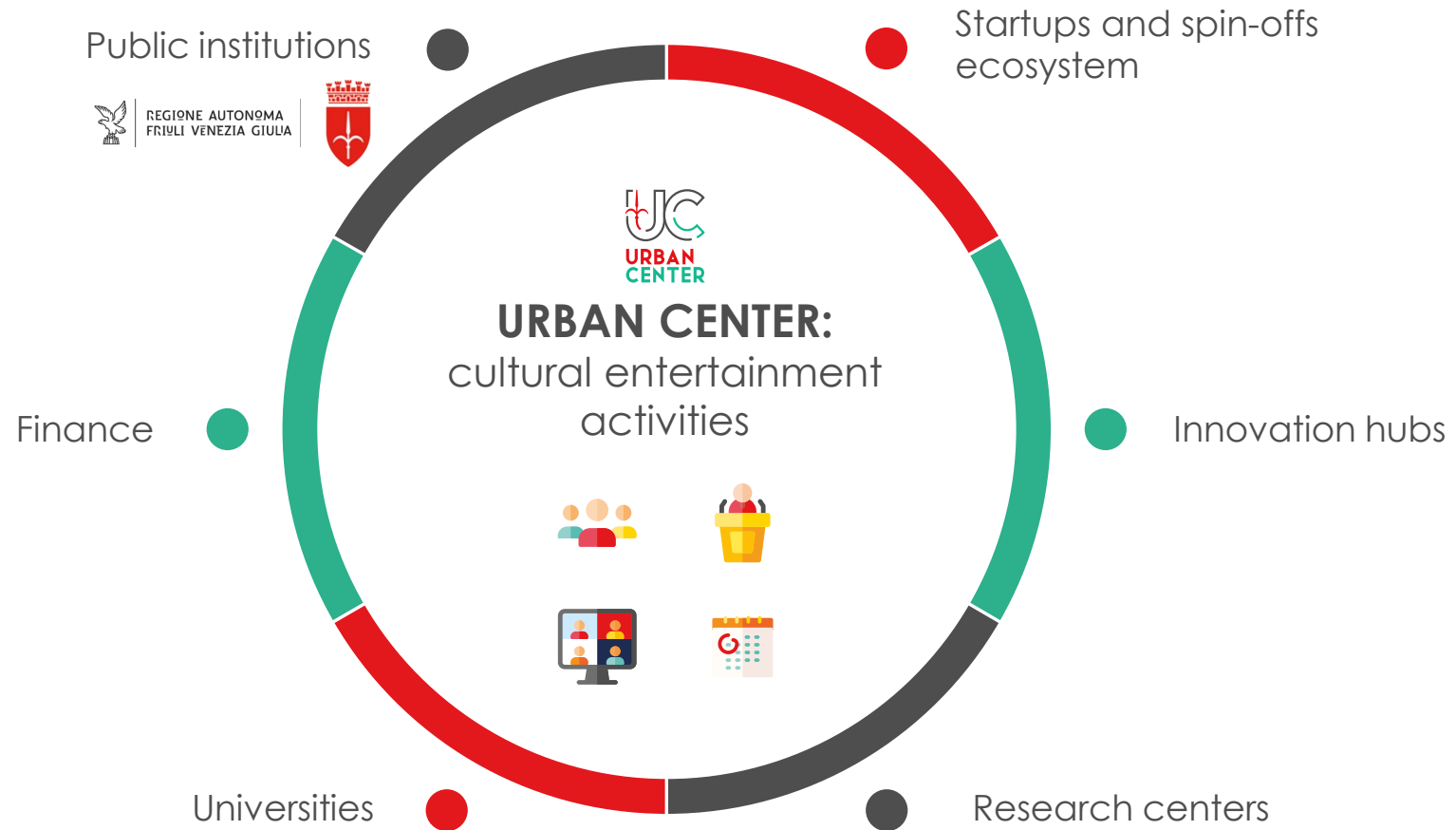


## International reference Hub in the BioHighTech and Digital HighTech sectors

for functional and cultural contamination among the several players of the innovation Ecosystem in the Trieste area.

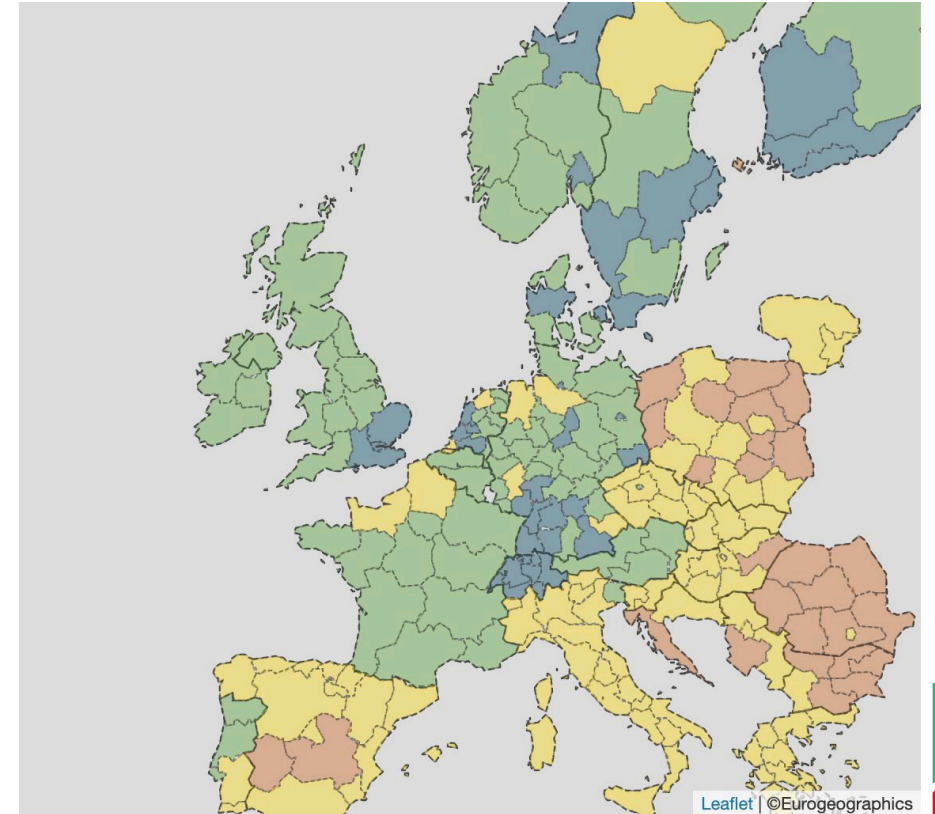


# Cultural entertainment of the Urban Center



# Trieste: European City of Science

- Trieste, capital city of the Friuli Venezia Giulia Region, is home to several universities, research centers and researchers. This is the reason why Trieste was selected by the coordinators of the “European Science Open Forum” association for their latest biennial event (**ESOF 2020 Trieste**). Standing as Hosting City for this important event, Trieste was appointed as the **European City of Science**.
- Trieste was nominated to host the ESOF 2020 thanks to its high concentration of researchers (**37 every 1000 workers**). Such a high density has increased in the last decades thanks to significant investments by the Italian Government (over 200M euros per year). These investments were essential for Trieste, a border town close to the former Iron Curtain, and thus suffering from severe negative impact at the socio-economical level.
- The high concentration of researchers led to a density boost of **innovative startups** in the city, now the highest in Italy, which contributed to turn Friuli Venezia Giulia into the only “**strong innovator**” Italian region (according to the Quadro di Valutazione dell’Innovazione Regionale 2019).

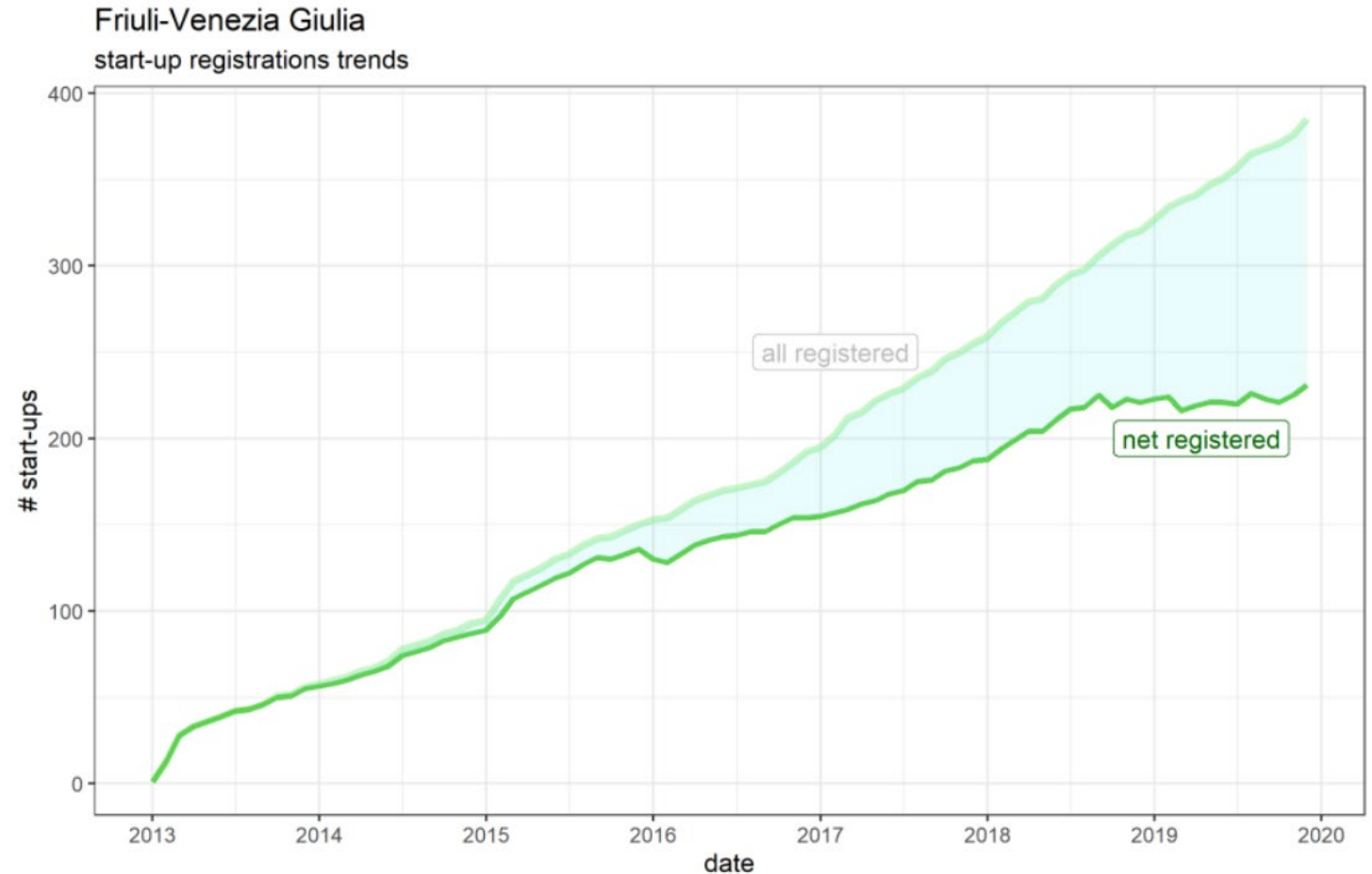


**Legend:**

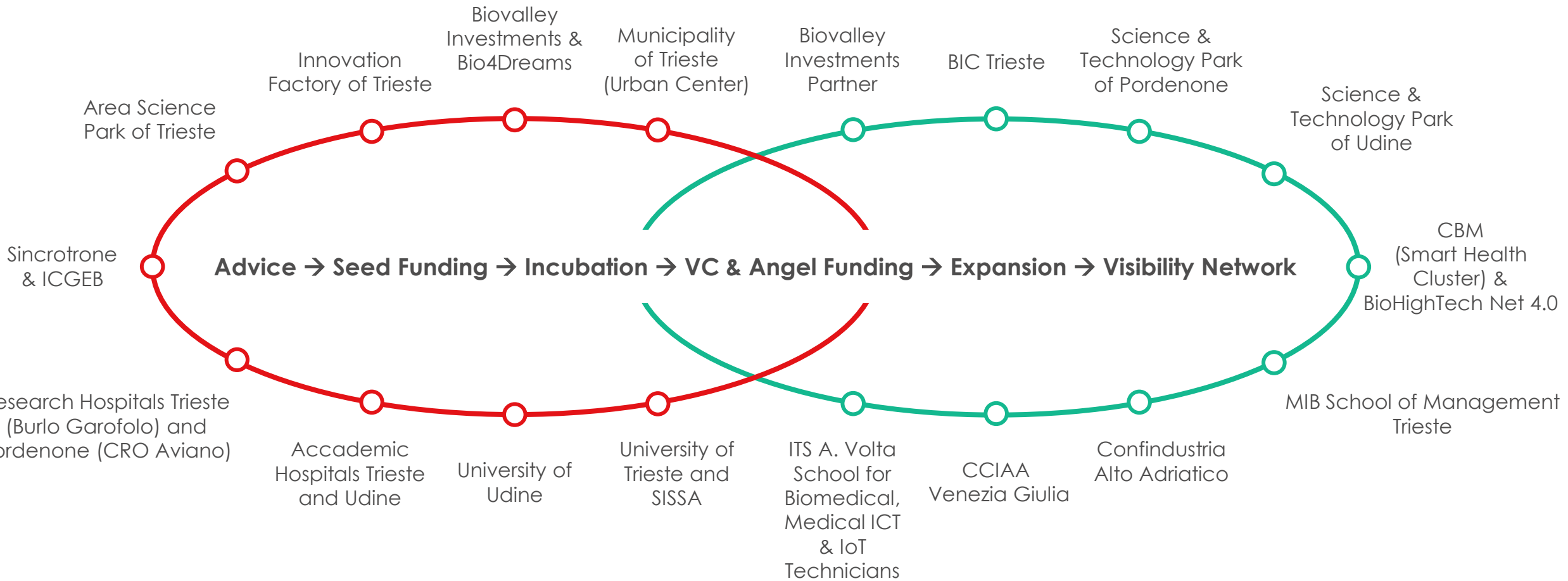
- Innovation leader
- Strong innovator
- Moderate innovator
- Modest innovator

# Growth trend of innovative startup registrations in FVG

Cumulative new innovative startup registrations in Friuli Venezia Giulia (monthly trends, 2013-2020)



# Main players who supported the acceleration process of startup incubation and growth of the industrial sector of BioHighTech in the FVG Region



# BioHighTech industrial sector in Friuli Venezia Giulia

Field/Sector	Micro	Small	Medium	Big	TOTAL ENTERPRISES	%	Production Value 2019 (million euros)	Number of employees 2019
Biomedical	32	27	7	3	69	40%	437	1.928
In vitro diagnostics	13	5	4	1	23	13%	89	374
Medical IT	22	13	3	2	40	23%	169	1.250
Innovative Treatment	7	3	1	1	12	7%	32	184
Active&Assisted Living	6	1	3	1	11	6%	78	470
Nutraceutical and Functional Cosmetics	10	4	0	3	17	10%	132	562
TOTAL ENTERPRISES	90	53	18	11*	172		937	4.768
%	52%	31%	11%	6%				
Production Value 2019 (million euros)	38	230	281	388	937			
Number of employees 2019	308	1.093	1.386	1.981**	4.768			

# Distribution of innovative startups by economic activity (NACE), in Friuli and in Venezia Giulia (January 2020)

Sector (NACE 1-digit category)	Friuli (Udine and Pordenone)	Venezia Giulia (Gorizia and Trieste)
J – Information and communication	39.1%	50.0%
C – Manufacturing	32.5%	15.0%
M – Professional, scientific and technical activities	17.2%	25.0%
F – Construction	2.0%	2.5%
G – Wholesale and retail trade	2.0%	2.5%
P – Education	2.0%	0.0%
A – Agriculture and fisheries	1.3%	1.3%
K – Financial and insurance activities	1.3%	0.0%
N – Administrative and support service activities	1.3%	3.8%
D – Electricity, gas, etc.	0.7%	0.0%
Q – Human health and social work activities	0.7%	0.0%
E – Water supply, waste management, etc.	0.0%	1.3%

Source: OECD Trento Centre elaboration on Italian Business Registry Data.

Source: An insight into the innovative start-up landscape of Friuli Venezia Giulia: A tale of two sub-regions?  
 OECD Local Economic and Employment Development (LEED) (2020)

# Mean and median turnover of innovative startups in Friuli Venezia Giulia

Turnover of registered innovative startups in Friuli Venezia Giulia, summary statistics and overall comparison with Italy (2018 fiscal year, EUR)

Turnover values	Friuli Venezia Giulia	Ranking by region (out of 21)	Italy
Startups	231	12	10 901
Share of startups with valid turnover in 2018	71.9%	5	64.0%
Mean*	154 570	11	173 199
Median*	36 656	7	33 809
Share with turnover = 0*	12.6%	8	13.8%
95th percentile*	505 712.5	7	777 866

Note: \* valid values only

# Distribution (mean and median) of employees of registered innovative startups in FVG and Italy

Employment values	FVG	Italy
Percentage of firms with more than one employee	42.9%	40.1%
Mean*	2.7	3.5
Median*	2	2
95th percentile	6.4	11
Max	20	234

Note: \* valid values only



# Distribution of startups and population by municipality in Friuli Venezia Giulia

Municipality or class	Startups	% FVG startups	Municipalities with startups	Municipality in class	Population (2019)	% FVG population
Trieste	58	25.1%	1	1	204 267	16.8%
Udine	48	20.8%	1	1	99 377	8.2%
Pordenone	43	18.6%	1	1	51 367	4.2%
10 000-50 000 residents	37	16.0%	16*	20	310 769	25.6%
5 000-10 000 residents	26	11.3%	16**	39	271 680	22.4%
1 000-5 000 residents	17	7.4%	15***	101	246 411	20.3%
Fewer than 1 000 residents	2	0.9%	2****	52	31 349	2.6%
Total	231	100.0%	52	215	1 215 220	100.0%

Source: An insight into the innovative start-up landscape of Friuli Venezia Giulia: A tale of two sub-regions?  
 OECD Local Economic and Employment Development (LEED) (2020)



**FIND OUT MORE at:**  
<https://urbancenter.comune.trieste.it/>